



THINK FRESH!™



# FLAVIA CREATION® 200

A PERFECT SINGLE-SERVE BREWER  
FOR YOUR MID-SIZE OFFICE AND  
COLLABORATIVE WORKSPACE NEEDS



## EXCEPTIONAL OFFICE PERFORMANCE

As our business is totally focused on the needs of the office, we have designed the **FLAVIA CREATION® 200** specifically for mid-size offices and collaborative areas:

- Directly contributes to increased office interactions, higher levels of engagement and satisfaction, and improved productivity and morale\*
- Sleek and compact design to fit your mid-size office or collaborative workspace
- Brews a full range of single-serve drinks including coffee shop specialties to satisfy everyone's needs
- Brews directly from pack to cup, eliminating taste contamination from one drink to the next
- When used unplumbed, the large tank capacity allows 13 drinks to be brewed before refilling

It will be your partner in hitting sustainability targets too:

- An energy-saving mode that switches off energy-draining devices after 2 hours (the boiler and lights)
- Designed to heat only minimal amounts of water so energy is conserved
- Energy-efficient LED indicators

**FLAVIA CREATION 200** uses an estimated **54% less energy annually than the KEURIG®\*\* B200™** saving you on average **\$15 in annual energy costs.†**



## FLAVIA® BREWS BETTER



Our innovative single-serve brewing process:

- STEP **1** **SOURCE:** We start with the highest quality ingredients – freshly roasted and ground coffee, real-leaf and herbal teas and premium hot chocolate.
- STEP **2** **SEAL:** We pack our carefully sourced ingredients into the unique FLAVIA Freshpack locking in their freshness and flavor.
- STEP **3** **SERVE:** We specially design the Freshpack to work with the FLAVIA brewer. Together they create an optimal brewing cycle within every pack. Every drink is brewed directly from pack to cup with no taste contamination, so your tea will never taste like the coffee that was made before it and vice versa.

\* Mars Drinks partnered with McKinsey & Company to execute a landmark study focusing on a select group of businesses in North America that were asked to introduce FLAVIA to their employees, and study the changes that the FLAVIA beverage system had on their workplaces.

\*\* KEURIG is a trademark of KEURIG, Incorporated.

† Based on testing conducted by an independent research organization in 2009.



## CONVENIENCE FOR THE OFFICE


**Designed especially with the needs of mid-size offices and collaborative areas in mind:**

- Perfect for 15-75 employees
- Quick, easy-to-use technology with single-serve drinks ready in 40-60 seconds
- No clean up, no mess, brews one cup at a time
- Portable and flexible – can be used as a pour-over or plumbed in
- Internal water filter provided to brew the best tasting drinks
- Easy-fill water tank
- Small and compact counter-top design
- A sleek and stylish look
- From the manufacturer of the FLAVIA CREATION® 400, with a record of over a year and a half between service calls\*
- Helps keep the office running smoothly

## FLAVIA® DOES MORE

FLAVIA machines are designed to meet individual drink demands. By selecting a range of products from our specialty single-serve brands, everyone in the office will be satisfied.

Choose from a variety of single-serve drinks including freshly ground coffees, real-leaf and herbal teas and premium hot chocolate. Plus, our innovative technology enables you to brew authentic frothy cappuccinos, lattes and mochas so you can enjoy coffee shop specialties right in your office.



**COFFEE**



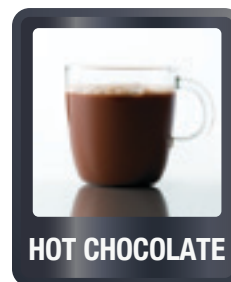
**TEA**




**CAPPUCCINO**



**LATTE**



**HOT CHOCOLATE**



**ESPRESSO**

15.5" (393mm)



9.4" (239mm)



THINK FRESH!™

## TECHNICAL SPECIFICATION

<b>Height</b>	15.5" (393mm)
<b>Width</b>	9.4" (239mm)
<b>Depth</b>	15.6" (395mm) A depth of 2.5" (60mm) is needed behind the brewer for connectivity to mains electrical supply and plumbed water
<b>Weight</b>	20lbs (9kg) boxed
<b>Water supply</b>	Plumbed or pour over
<b>Water supply requirements</b>	Cold potable sodium-free water
<b>Water tank capacity (with filter)</b>	94.7oz (2.8L)
<b>Drink volume per cup</b>	3oz, 7oz
<b>Water filter</b>	Yes*
<b>Drip tray</b>	Removable, dishwasher safe
<b>Stand-by timeout</b>	2 hours
<b>Power supply</b>	120V, 60Hz, 1600W, electrical cord is 69" (1.75m) long
<b>Approved certification</b>	ETL and cETL listed for commercial use, NAMA certified

\* Water filter must be changed every 6 months or every 1600 vends

### 4 Column merchandiser dimensions

<b>Height</b>	16.3" (414mm)
<b>Width</b>	15.2" (386mm)**
<b>Depth</b>	17.2" (437mm)

\*\* End columns 4.3" wide; interior columns 3.3" wide

Note: Four columns hold up 500+ drinks



**MARS**  
drinks